

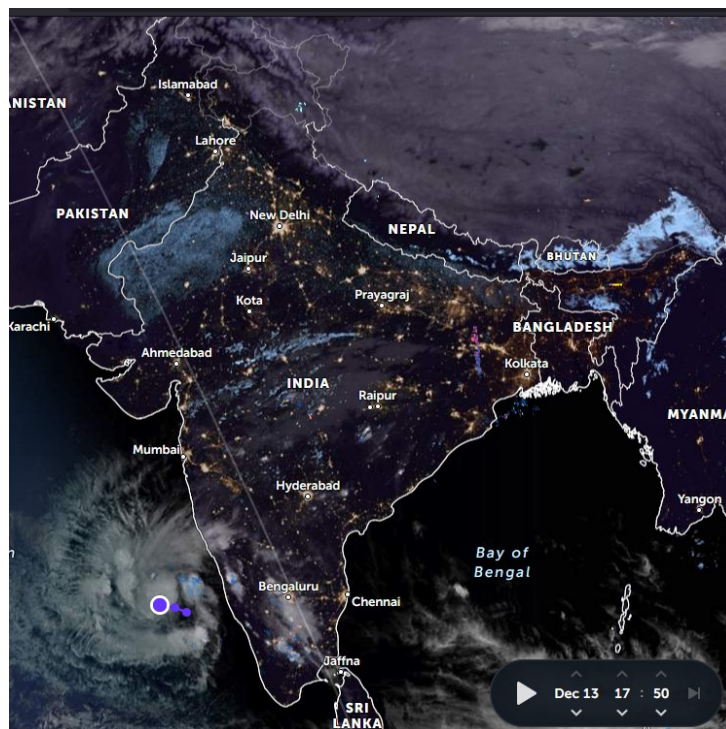
APPRECIATION COURSE ON ENVIRONMENT

Course Code: ACE

*Developed in collaboration
with*

**The Ministry of Environment, Forests and Climate Change
Government of India**

PROGRAMME GUIDE



School of Sciences

Indira Gandhi National Open University

Maidan Garhi, New Delhi-110 068

Contents

	Page No.
1. Introduction	3
2. Course Components	3
3. Modes of Course Completion	3
4. Duration	4
5. Print Material	4
6. Contact Programme	5
7. Project Work	7
8. Student Feedback	9

Cover photograph : A view of India at evening (5.50pm) as observed in a remote sensing satellite image as on 13th December 2022 showing glow of natural and human built phenomena. It could be useful to gain insight on human activity.

Source : © Zoom Earth, Microsoft (<https://zoom.earth>)

For any query, please contact Prof. R. Baskar or Prof. Benidhar Deshmukh
Course Coordinators, ACE

Email: ace@ignou.ac.in; Phone: 011-2957 1677

1. INTRODUCTION

The area of environment is increasingly catching the attention of people. It has been observed that many individuals who have the benefit of education and are actively engaged in their professions often have a strong desire to educate themselves on environmental matters. They also want to play a significant role in environmental management of their neighbourhood. Sometimes, due to misinformation or availability of excessive information on a subject these individuals despite their enlightened backgrounds are not able to make significant contributions. Owing to these reasons the Appreciation Course on Environment (ACE) has been developed by the University in collaboration with the Ministry of Environment, Forests and Climate Change, Government of India as a non-credit awareness course.

The objectives of this course are to:

- disseminate information on national and international environmental issues;
- create environmental consciousness among professionals, academicians, members of society who can play an active part in opinion making within the society so that corrective environmental action could be encouraged; and
- facilitate development of environmental leadership among individuals who may organize/participate in environment upgradation programmes.

2. COURSE COMPONENTS

The course consists of:

- i) Print Material for self study; and
- ii) Contact Programme comprising:
 - Tele- / Web-conference sessions,
 - Audio / Video and Counselling sessions, and
 - Project Assessment Workshop.

More details on these are given in Sections 5 and 6.

3. MODES OF COURSE COMPLETION

This course can be completed in two modes:

Mode 1: Awareness mode

Mode 2: Certification mode

Mode 1: Awareness mode

This mode gives one the flexibility to study the print material and perform the activities suggested therein as per one's convenience. There is no formal assessment for this mode. A Contact Programme that is optional, its schedule is given in Section 6 may be attended to enrich and update one's learning experience.

Mode 2: Certification mode

For this mode, besides pursuing the study of print material one has to successfully complete a Project Work for earning **Certificate of Participation**. The details pertaining to Project Work are given in Section 7 and some tips for pursuing this mode of study are as follows:

One may begin the study of print materials and perform the suggested activities in two months' time. This would equip one with the requisite knowledge and help in choosing a topic for the Project Work. Knowing in advance the deadline for completion of Project Work as mentioned in Section 7 and that it is to be presented in the Project Assessment Workshop may be helpful in making the necessary preparations.

4. DURATION

The duration of the course is 3 months. It is expected that all the activities outlined for the course be completed in this period. If one is not able to complete the Project Work and present it in the Project Assessment Workshop of the cycle of registration, it may be done in the subsequent cycle **after obtaining the requisite permission from the Regional Director / Course In-charge at the Regional Centre.**

5. PRINT MATERIAL

The print material consists of three blocks, each having a number of units. These have been developed and presented in a self study format after extensive deliberations and scrutiny by experts from this subject area, the language experts and the distance education technologists. The contents of these blocks can be gauged from their unit titles as mentioned below:

BLOCK 1	ENVIRONMENTAL CONCERNS
Unit 1	Why is Environment Important?
Unit 2	Natural Resources
Unit 3	Development and Environment
Unit 4	Development and Environmental Pollution
Unit 5	Environment and Human Health

BLOCK 2	ENVIRONMENTAL MANAGEMENT
Unit 6	Conservation and Management of Environment
Unit 7	Resource Management
Unit 8	Environmental Quality Management

BLOCK 3	IMPROVING THE ENVIRONMENT
Unit 9	Eco-friendly Technologies
Unit 10	Environmental Legislation
Unit 11	Global Issues and Concerns

It would be useful to get familiarized with the format of a block. *The first page of each block* lists the *numbers and titles of the units* comprising the block. This is followed by *Credit Page, Course Introduction* in first block, and *Block Introduction* in each block. These would give one an overview of the course and the block respectively. The *objectives* listed in the beginning of each unit outline as to what is expected to be accomplished in the unit. At the end of the unit there are some *suggested activities* to consolidate ones learning, a *Summary* of the main points covered in the unit and some *references for Further Reading* on the various topics dealt with in the unit. It is recommended that the latest editions of the books / references may be referred to for getting the updated facts and figures.

6. CONTACT PROGRAMME

A three-day Contact Programme as per the details given below will be held at the Regional Centre where one is registered for the course. This advance information would help to schedule time for this period.

- For **January - March Cycle** the Contact Programme would be held in the third week of March (Days: Wednesday to Friday, Time: 11 a.m. to 2 p.m.). If the number of students is more than 15, the time schedule of the Contact Programme may be extended for the Project Assessment Workshop on Friday.
- For **July - September Cycle** the Contact Programme would be held in the third week of September (Days: Wednesday to Friday, Time: 11 a.m. to 2 p.m.). If the number of students is more than 15, the time schedule of the Contact Programme may be extended for the Project Assessment Workshop on Friday.

Activity Schedule of the Contact Programme

Day	Activities
Day 1, Wednesday	<p>Tele- / Web-conference sessions</p> <p>Session 1, From 11:00 a.m. to 11:45 a.m. Session 2, From 12:00 noon to 12:45 p.m. Session 3, From 1:00 p.m. to 1:45 p.m.</p> <p>These sessions give opportunity to Students to interact on topical themes pertaining to environment through one-way video and two-way audio transmission with Resource Persons at IGNOU Headquarters and the invited Experts and Students at Regional Centres.</p>
Day 2, Thursday	<p>Audio-Video Programmes</p> <p>Programmes can be chosen from the list given on page 6</p> <p style="text-align: center;">and</p> <p>Face-to-face Interaction with an Environmental Expert</p> <p>This gives opportunity to the students for:</p> <ul style="list-style-type: none">• clarification of concepts,• discussion on the latest issues and developments pertaining to environment, and• share ideas and experiences about various aspects of environment.
Day 3, Friday	<p>Project Assessment Workshop</p> <p>Presentation of Project Reports by the students and the participative evaluation by Environmental Expert, Course In-charge at the Regional Centre and fellow students is envisaged in this session.</p>

List of Audio & Video Programmes

Audio Programmes

- 1 [Radiation: a fact of life](#)
- 2 [Renewable energy in action](#)
- 3 Population pressure
- 4 The forest ecosystem
- 5 [Environment : our life support system](#)
- 6 विकिरण : जीवन का एक तथ्य
- 7 अपारंपरिक ऊर्जा का विकास
- 8 जनसंख्या वृद्धि - समस्या और समाधान
- 9 वन पारिस्थितिक तंत्र
- 10 पर्यावरण एवं जीवमंडल
- 11 प्रदूषणों के प्रकार एवं इनसे निजात
- 12 पर्यावरण असंतुलन एवं इसका प्रभाव
- 13 पारितंत्र एवं इसके घटक

Video Programmes

- 1 [The story of a river](#)
- 2 [Barren land - an ongoing concern](#)
- 3 [Cherrapunjee - the contradiction](#)
- 4 [Umiam Lake - the gem under threat](#)
- 5 [The healing herbs](#)
- 6 [Music of life](#)
- 7 [Biomagnification](#)
- 8 [Chilika - our natural heritage](#)
- 9 [Biosphere at a glance - terrestrial biome](#)
- 10 [We the people - Film 1: The environment](#)
- 11 [We the people - Film 2: The price we pay](#)
- 12 [We the people - Film 3: Towards a sustainable world](#)
- 13 [Where the tallest grass grows](#)
- 14 A call from the horizon
- 15 Vanishing wilderness : Primates of Assam
- 16 Silent revolution in the Cardamom Hills
- 17 Vasundhara
- 18 The Chipko Movement
- 19 The herbal medicine man of Meghalaya
- 20 [Megha \(the cloud\)](#)
- 21 [Agriculture and environment](#)
- 22 [Conservation of water resources](#)
- 23 [Contemporary environmental issues and development](#)
- 24 [Remote sensing and GIS in environment management](#)
- 25 [Earth System Science and Society Part-1](#)
- 26 [Earth System Science and Society Part-2](#)
- 27 [Soil : Product of Weathering](#)
- 28 [Landslides : Mitigation Measures](#)
- 29 [Landslide Hazard Zonation](#)
- 30 [Observing Weather](#)
- 31 [Predicting Weather](#)
- 32 [Composition and Structure of the Atmosphere](#)
- 33 [Insolation and Atmospheric Temperature](#)
- 34 [Progress in Climatology: Satellite Climatology and GIS](#)
- 35 [Weather Data Recording and Weather Forecasting](#)
- 36 [Applied Climatology](#)
- 37 [Role of Ocean Circulation in Climate Change](#)
- 38 एक नदी की कहानी
- 39 बंजर धरती - हरियाली की ओर
- 40 चेरापूंजी - एक अपवाद
- 41 संजीवनी - प्रकृति का अनुदान
- 42 थिलका : हमारी प्राकृतिक विरासत
- 43 मानव पर्यावरण पर शहरीकरण का प्रभाव

These programmes can also be accessed from the following link at the University Website: www.ignou.ac.in > About IGNOU > Schools of Studies > School of Sciences (SOS) > Programmes > Appreciation Course on Environment (ACE) > Audio Programmes / Video Programmes. These can also be accessed from <http://egyankosh.ac.in/handle/123456789/36575>

7. PROJECT WORK

- **Preparation of a Project Report and its presentation in the Project Assessment Workshop is compulsory for certification.**
- Guidelines for doing the Project Work and its evaluation Scheme are given below:

One is required to undertake a project of one's interest on a theme connected with the environment. An activity amongst the list of activities given in each unit may be extended as Project Work. In addition, some suggested topics for Project Work are given at the end of this section.

About 30 hours may be allocated to Project Work. During this time activities like choosing the topic, exploring and collecting data or facts, presenting findings and concluding project study in the form of Project Report.

The Project Report may be in 20-25 pages of A4-size, either handwritten or typed in double space. **One copy of the Project Report is to be submitted to the Regional Director / Course In-charge at the Regional Centre before the Project Assessment Workshop.**

The Project Work would be evaluated in a participative manner in the Project Assessment Workshop in which the Course In-charge at the Regional Centre, the External Expert and the Peer Group would participate. One is required to make a short presentation about the Project Work during the Project Assessment Workshop as per the schedule given in Section 6. The Project Work Evaluation Scheme is given below.

On successful completion of the Project Work a **Certificate of Participation** would be awarded by the Regional Director of the concerned Regional Centre.

Project Work Evaluation Scheme

Aspects of Project Work to be evaluated

	Marks
1. Topic..... (Clear, directional, focused, feasible)	2
2. Objectives..... (achievable, detectable, measurable)	1
3. Procedure..... (Methods of data/facts collection)	3
4. Results and conclusions..... (achievable, detectable, measurable)	3
5. Suggestions and Action line (Specifying actions and people who are to perform them)	2
6. Presentation..... (Both in Project Report, and at Project Assessment Workshop)	4

Total Marks 15

Successful Project Work..... 8 Marks and above

Some indicative topics for Project Work

1. The best topic for project work is that interests one so that one's total attention may be devoted in its in-depth study and analysis.
2. A number of activities are given in each unit. One of them could be pursued as Project Work.
3. Impressions about nature – its components like wind, water, energy, plant life, birds, animals, landscape and so on could be expressed by painting. The sensitive nature of artists can perceive the details that are missed by many.
4. Writing an account on various international environment days of the year for generating awareness about environment.
5. Preparing a document on the history of national environment days.
6. Writing poetry or making a collection of environment related poems is another area to reflect perceptions pertaining to different environmental issues and problems and even their solutions.
7. Filming / recording ones observations during sunset and sunrise for 10 days at a place.
8. Tracing the development of a flower to fruit of a plant.
9. Photography – wildlife or any aspect of environment or nature. A collection of ten such photographs with their brief write-ups can form a Project.
10. Reviewing a book on environment. A book can be chosen from the list of the references given at the end of the units or from the newspapers or journals that regularly apprise readers about the newly published books on environment.
11. Study of the impact of Metro-train project works on the local environment.
12. Recording from one's experience about climate change in a region since last 25 years is another area for Project Work. One may also discuss about it with one's family members and neighbours and prepare a detailed account on the changes that have occurred.
13. Making a short film on an aspect of environment with a cellphone/camera.
14. Presenting a case-study detailing as to how solution of an environmental problem in an area was found or how an environmental issue was addressed.
15. Study and review of National Environment Policy of India. This document can be downloaded from the following website address of the Ministry of Environment, Forests and Climate Change : <http://envfor.nic.in/>
16. Preparing a layout design for an Environment Newspaper suggesting ways of sustaining its publication.
17. Setting up an environmental campaign for a sustainable lifestyle for a community.
18. Presentation of a detailed account on the ways of management of environmental conflicts such as relocation of tribals from their native places, non-availability of natural resources to the local populations, and effects of globalization on environment of a region.
19. Preparation of a blueprint of sustainable wildlife conservation.

8. STUDENT FEEDBACK

Dear Student,

We look forward to your feedback regarding the *design, contents* and *delivery* of the course. Your feedback on any other aspect is also welcome. The mailing address is given at the back of this page.


Thank you.

Yours sincerely
Course Coordinator, ACE
Alternatively, you may email your feedback to ace@ignou.ac.in

Space for writing your feedback

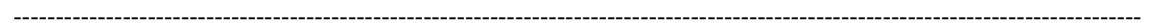
Space for writing your feedback

Empty rectangular box for writing feedback.



Please
affix postal
stamp
here

To,
The Course Coordinator
Appreciation Course on Environment (ACE)
School of Sciences
Indira Gandhi National Open University
Maidan Garhi
New Delhi-110 068



Sender's Enrolment No. and Address

Empty rectangular box for sender's enrolment number and address.